

Year 3 - Art Knowledge Organiser — Term 1: Drawing

Laura Barbosa


What I remember from Year 2:

- Created different types of shading using hatching, cross-hatching, and blending techniques to create different tones.
- Used different line techniques in drawings to create different tone, patterns and effects.

Key Knowledge

Crosshatching

Closely spaced lines in two opposite directions.




Large scale

Creating art that is very big.



Layering

Building up lines or colours on top of each other.



Tone

How dark or light a colour is.

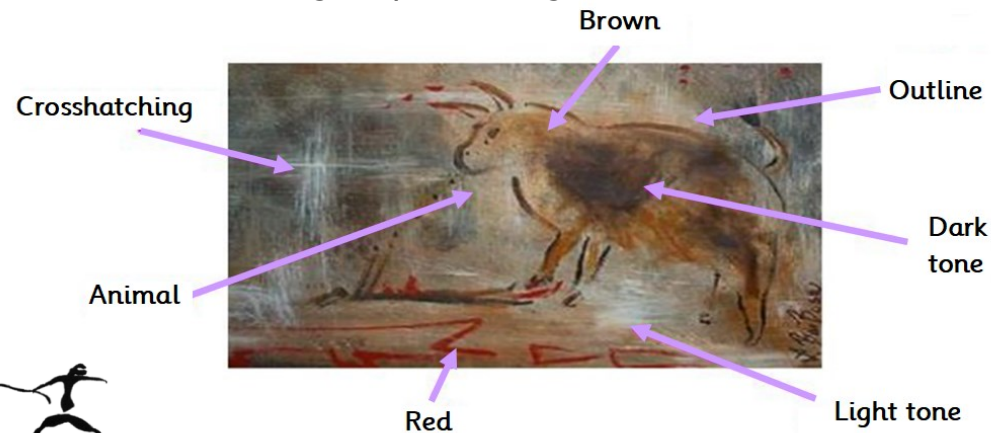


Key Skills

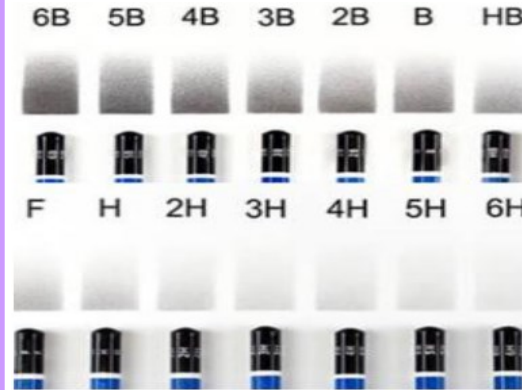


Stone Age Art

- Made from natural materials (e.g berries).
- Usually browns, whites, reds and oranges.
- Used their fingertips or twigs.



Graded pencils:



Key Vocabulary...

- Cave paintings
- Natural tools
- Cross hatching
- Shading
- Layering
- Tone
- Large scale

Year 3 - Art Knowledge Organiser — Term 3: Sculpture

Sophia Vari

What I remember from Year 2:

- ◆ Used folding and twisting to recreate 3D designs.
- ◆ Used 'stuffing' to strengthen sculptures.
- ◆ Used arrange of recyclable materials to recreate 3D structures

Key Knowledge...

Clay

Medium used for pottery.



Indent

Make a hole or line in a surface.



Relief pattern

Pattern that is raised from a surface.




Slip

Small pieces of clay mixed with water.



Key Skills...

Joining clay



Relief patterns

- ◆ Made from separate pieces of clay.
- ◆ Attached using a slip



- ◆ Made using clay tools.
- ◆ Clay outside of the shape is removed.

Techniques

Coiling

Twisting long pieces into coils.



Hollowing

Removing clay to make the 'walls' thinner.



Pinching

Using fingers to pinch and poke.



Key Vocabulary...

- ◆ Relief pattern
- ◆ Clay
- ◆ Coiling
- ◆ Hollowing
- ◆ Pinching
- ◆ Indent
- ◆ Scoring
- ◆ Slip



Year 3 - Art Knowledge Organiser — Term 5: Printing

Sam Francis


What I remember from Year 2:

- ◆ Used a stencil to create a printed design.
- ◆ Explored printing onto different materials.
- ◆ Changed the position of a stencil to create a repeated pattern.

Key Knowledge...

Mirrored

Images placed in opposite directions.




Rotated

Images turned at an angle.



Motif

An image used to make a pattern.



Emotion and Mood

- ◆ Artists use colour to either show how they are feeling or to make the viewer feel a certain way.
- ◆ Some of the moods are positive, but some are negative.



Printing materials

- ◆ Different materials can be used to create different shapes and textures.
- ◆ These can be natural or manmade objects.

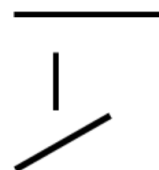


Key Skills...


Lines

The lines in a piece of artwork also give clues about the feelings of the artist.

- ◆ A horizontal line = quiet
- ◆ A vertical line = stillness
- ◆ A diagonal line = action



Printing stamps



Key Vocabulary...

- ◆ Abstract
- ◆ Blend
- ◆ Emotion
- ◆ Manmade
- ◆ Mirrored
- ◆ Motif
- ◆ Natural
- ◆ Rotate