

Year 1 - Art Knowledge Organiser — Term 1: Drawing

What I remember from Reception...

- ◆ Drawing shapes and lines to represent objects.
- ◆ Drawing pictures to match movements and noises.
- ◆ Show feelings in my drawings using colour.

Key Skills...

What markings can you see?

Which parts are small?

Which parts are large?


Which parts are the most interesting?



Which are the light areas and which are the dark areas?

Key Knowledge...

- ◆ Draw different lines using;




Pencils



Soft pastels


Wax crayons




Felt-tips




Straight



Wavy



Dotted



Lines

Curved



Zigzag



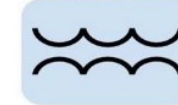
Dashed



Diagonal



Scalloped



Spiral



Tri-pod grip



Key Vocabulary...

- ◆ Observational drawing
- ◆ Straight
- ◆ Zig-Zag
- ◆ Wavy
- ◆ Sketchbook
- ◆ Lines
- ◆ Shapes
- ◆ Patterns
- ◆ Tri-pod grip
- ◆ Graphite

Year 1 - Art Knowledge Organiser — Term 3: Printing

What I remember from Reception...

- ◆ Explore different materials and make new things.
- ◆ Use shapes and lines to represent objects.

Key Knowledge...

Printing tools

Hard




Soft



Miro's work doesn't look real.



Joan Miro



Primary colours



Miro uses yellow, blue, red and black.



Different shapes



Key Skills...

Patterns



Key Vocabulary...

Pattern



Printing



Printing block



Year 1 – Art Knowledge Organiser — Term 4: Painting

What I remember from Reception...

- ◆ To use shapes and lines to represent objects.
- ◆ Show different emotions in my drawings and paintings, like happiness, sadness, fear.

Primary colours

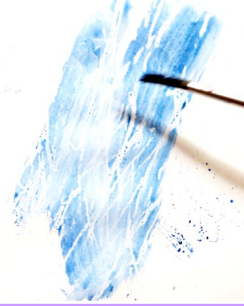


Key Skills...

Watercolour



Wax resist watercolour




R. W. Alley

Is an illustrator



He paints pictures for books using watercolor.



Key Vocabulary...

- ◆ Painting
- ◆ Colour
- ◆ Paintbrush
- ◆ Technique
- ◆ Texture
- ◆ Primary colours
- ◆ Secondary colours
- ◆ Mixing
- ◆ Watercolour
- ◆ Wax

Key Knowledge...



Clean brush for each new brush



Rinse brushes in clean water

Line thickness



Brush size

Year 1 - Art Knowledge Organiser — Term 6: Sculpture

Key Vocabulary...

What I remember from Reception...

- ◆ Explored and experienced junk modeling.
- ◆ Joining materials together.
- ◆ Safely used tools.

Richard Shilling



- ◆ Sculpture
- ◆ Clay
- ◆ Carving
- ◆ Model
- ◆ Roll
- ◆ Design
- ◆ Sculptor

Key Knowledge...

Natural materials



orange

stick



leaf

circle



yellow

cube

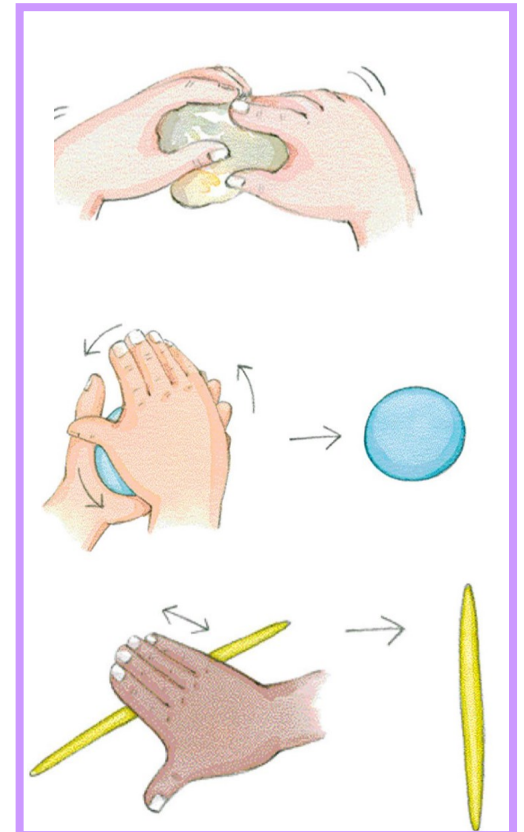


green

natural



Key Skills...



Year 1 – Art Knowledge Organiser — Term 1: Collage

Key Vocabulary...

What I remember from Reception...

- ◆ Explore different materials and make new things.
- ◆ Use shapes and lines to represent objects.
- ◆ Joining materials together.
- ◆ Safely used tools.

Jeanie Baker

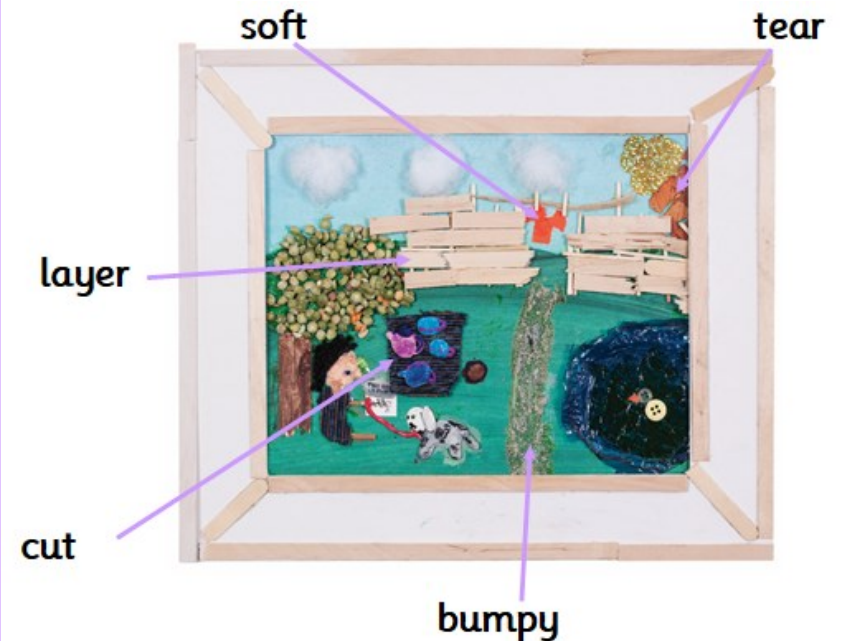


- ◆ Collage
- ◆ Cut
- ◆ Tear
- ◆ Layer
- ◆ Texture

Key Skills...



What is outside your window?



Key Knowledge...

fabric



paper



card



ribbon



lace



sequins



Layering—You can do this by:

- ◆ Putting shapes in different places on the page.
- ◆ Adding details like sequins on top of another material.

