


Year 2 - Art Knowledge Organiser — Term 1: Painting

What I remember from Year 1...

- ◆ Mixed primary colours to create secondary colours.
- ◆ Used paintbrushes to create different thickness of lines.

Key Knowledge



Shades



Tints



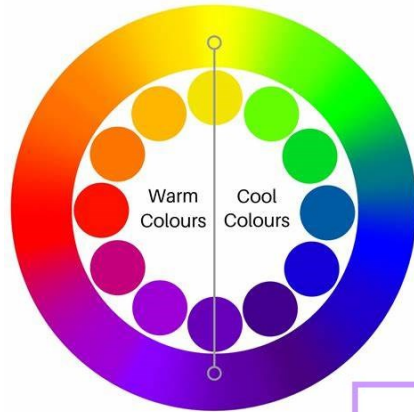

Shades



Tints



Andy Warhol



Key Skills...

Pop Art



Key Vocabulary...

- ◆ Primary colours
- ◆ Secondary colours
- ◆ Tint
- ◆ Shade
- ◆ Warm
- ◆ Cold
- ◆ Pop art

Year 2 - Art Knowledge Organiser — Term 2: Painting

What I remember from Year 1:

- ◆ Mixed primary colours to create secondary colours.
- ◆ Used paintbrushes to create different thickness of lines.
- ◆ Used paintbrushes to create texture.

Key knowledge...


Pastel paints



Blending



Layering



Mary Cassatt



Paints using warm colours



Natalie Pascoe



Paints using cold colours



Key Vocabulary...

- ◆ Pastel paints
- ◆ Brush thickness
- ◆ Thick
- ◆ Thin
- ◆ Blending
- ◆ Layering
- ◆ Smudging

Mary Cassatt

Seaside in the past




Warm colours for the boat

Tints for the water

Shades for the footwell

Natalie Pascoe

Seaside in the present



Tints for the Clouds

Cold colours for the sea and hills



Shades for the shadows

Year 2 - Art Knowledge Organiser — Term 3: Drawing

What I remember from Year 1:

- ◆ Draw different types of line (straight, wavy, zig-zag).
- ◆ Use wax, graphite, felt tips, pen and chalk as different drawing materials.
- ◆ Draw simple outlines and shapes to create a still life drawing.
- ◆ Describe lines, shapes and patterns created.

Tim Jeffs



Key Knowledge...

There are different tools you can use to smudge charcoal and graphite.

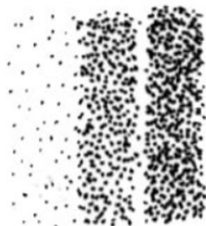


Key Skills...

Shading



Scrumbling



Stippling



Hatching



Cross hatching



Charcoal sticks make sweeping or **thicker** lines. They are the easiest to smudge.



Charcoal pencils can make **thinner** lines but can make a dark black colour.



Graphite sticks create **softer** lines. You get different lines using the tip or the side.



Fine nibbed pens are used for **fine** details and a **darker, thinner** line. They cannot be smudged.

Key Vocabulary...

- ◆ Shade
- ◆ Charcoal
- ◆ Tone
- ◆ Scrumbling
- ◆ Stippling
- ◆ Hatching
- ◆ Cross hatching
- ◆ Smudging
- ◆ Shapes
- ◆ Patterns


Year 2 - Art Knowledge Organiser — Term 5: Sculpture

What I remember from Year 1:

- ◆ To place items into a certain position to create a natural sculpture.
- ◆ Share ideas and feelings about Richard Shilling's sculptures, using art vocabulary.

Key Skills...

3D Paper Sculptures



Fold and Zig Zag



Curl



Roll



Scrunch




Twist



Michelle Reader



Yuken Teruya





Stuffing

To add a material to a space. This will add strength and help the sculpture to keep its shape.



Key Knowledge...

2D	3D
<i>2 dimensional</i>	<i>3 dimensional</i>
	

Key Vocabulary...

- ◆ Sculptures
- ◆ 2D
- ◆ 3D ~ three dimensional
- ◆ Stuff
- ◆ Stronger/Stiffer
- ◆ Scrunch
- ◆ Curl
- ◆ Zig-Zag
- ◆ Spiral
- ◆ Curl
- ◆ Twist

Year 2 - Art Knowledge Organiser — Term 6: Printing



What I remember from Year 1:

- ◆ Used prints to create a simple pattern.
- ◆ Indented and shaped plasticine to create a print for printmaking.

Henr Matisse




Key Vocabulary...

- ◆ Block colour
- ◆ Fabric
- ◆ Repeating pattern
- ◆ Stencil
- ◆ Striped
- ◆ Wavy
- ◆ Diagonal

Key Knowledge...

Stencil

Hard material that has a design cut out of it.



Repeating pattern

Design with a shape, picture or colour done again and again.



Block colour

Bold, bright colours in parts.



Stencil printing



Draw design



Cut out design

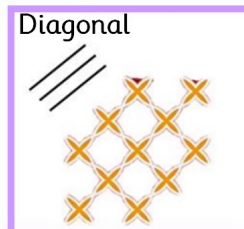


Paint with a brush or sponge

Patterns

Make patterns by changing:

- ◆ Shape
- ◆ Colour
- ◆ Position



Year 2 - Art Knowledge Organiser — Term 1: Textiles

Key Knowledge

What I remember from Year 1:

- ◆ To use tearing, cutting and layering paper to create different effects in collage.

Key Skills...

Dye

Used to change the colour of something.



Loom

Used to make a textile by weaving.



Weaving

Making a textile by using threads of material.




Yarn

Twisted thread used for knitting, weaving or sewing.



Natural dyes

Warp yarn





Weft yarn



Tie Dye



Weaving



Twist



Key Vocabulary

- ◆ Weave
- ◆ Plait
- ◆ Woven
- ◆ Under/Over
- ◆ Tie
- ◆ Dye
- ◆ Twist
- ◆ Wrap