

2.5 Creating media - Digital music – Knowledge Organiser

Year 7 Topic number Hyperlink to planning

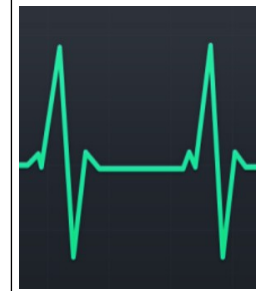
Key prior learning is highlighted in green, but must be revisited and reinforced during this teaching sequence.

Overview




to consider when we **making music** and listening to
 important words that you should know are below.
 -We can use **digital devices** to help us to **create, edit and listen to music.**
 -Music can make us think and feel different things.
 - **Rhythm, pitch** and **tempo** can be used to change the **sound and emotion** of music.
 -We can also use lots of different apps and programs to edit and improve photos, for example **Chrome Music Lab, Magic, and Music Maker.**
 -We should understand the **advantages** of creating

Music Vocabulary



Pulse is the steady beat, like a ticking clock or a heartbeat. Music has a pulse. Sometimes, we can clap or move in time to the pulse of music.



Rhythm is the pattern of long and short sounds in music. In lots of music, a rhythm is repeated throughout the song.

The pitch is how high or low a sound is. An example of a high-pitched sound is a whistle, a low-pitched sound is a drum.



The tempo is how fast or slow the music is. Fast-tempo music can sound energetic or frightening. Slow-pitched music can sound sad.



Volume is how loud or quiet something is. When making music, we can use loud and quiet sounds to show different ideas and emotions.

Describing Music

Music is a type of art that can be heard. It can make us feel different emotions.

Some words to describe music:


Loud **Soft** Gentle **Fast** **Slow**
 Catchy Boring Interesting **Noisy**
 Smooth Modern Old-fashioned




Music can make us feel different emotions.

Some of these emotions may include:

Happy **Sad** **Excited** Depressed
 Bored Worried Angry Nervous
 Scared Surprised Motivated Tired



Using Song Maker

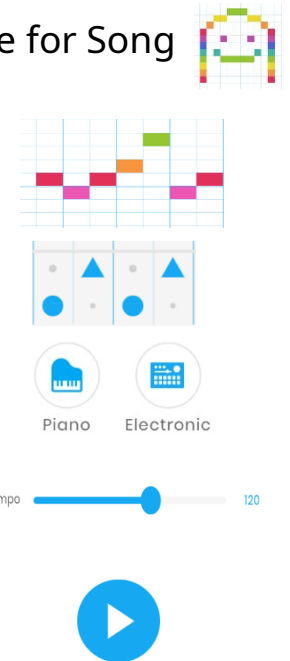
-On Chrome Music Lab, click on the multi-coloured smiley face for Song 

-By clicking on the different squares, you can make different musical notes. The higher up you click, the higher the pitch!

-Clicking on the shapes below the notes allows you to add in percussion, e.g. drums and symbols.

-You can change the instruments that make the sounds, by clicking on the different options in the bottom left.

-By moving the dot along this bar (at the bottom of the



Music

Quiet

Loud

Feelings

Emotions

Pattern

Rhythm

Pulse/Beat

Pitch

Tempo

Notes

Instrument

Create

Open

Edit

Important Vocabulary