

Year 4 - DT Knowledge Organiser

What I remember from Year 1...

- Pins hold a fabric template in place.
- A knot needs to be tied at the end of your thread before you start to sew.
- How to use a Running Stitch to sew fabric together.

Key Knowledge...

Different **textiles** have different properties.

felt is soft and thick



cotton is thin and lightweight




satin is luxurious and expensive



Design...

blanket stitch



fabric

decorative features

Remember...

Your stocking needs to be the right size and secure enough to hold a satsumal



There are many different **finishing techniques** that can be used to make a Christmas stocking look **appealing**.



Buttons, bells, sequins and ribbon can add interest.

Sewing on smaller pieces of fabric to create pictures or pattern is called **applique**.



Textiles

Christmas Stocking



Key Vocabulary...

Textiles - A type of cloth or woven fabric.

Appealing - Attractive or interesting.

Secure - Positioned or fixed firmly.

To scale - The right size in relation to each other.

Annotated sketch - A labelled drawing to describe a design..

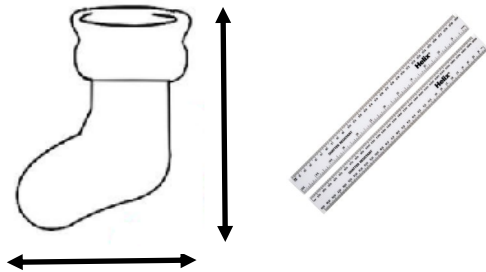
Over stitch - A stitch used on the edges of two pieces of fabric to secure it tightly.

Finishing technique - To add the final touches.

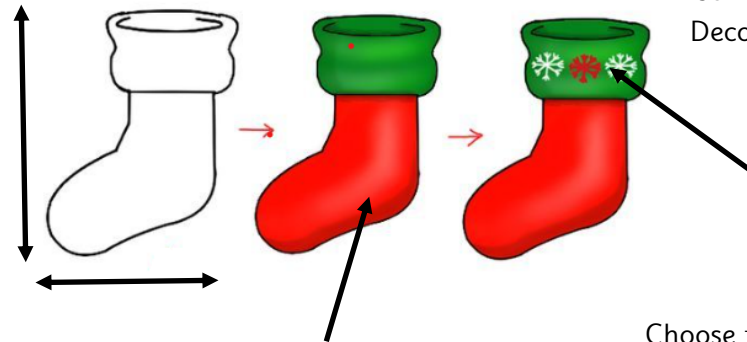
Applique - Sewing on smaller pieces of fabric to larger pieces of fabric to create a pattern or picture.

Key Skills...

Use a ruler to measure and make a **to scale** template for your stocking.



Create an **annotated sketch** of your stocking design.



Remember to explain...

- Fabric type
- Colour choice
- Measurements
- Sewing techniques
- Decorative features

John Rocha
Famous designer born in Hong Kong. John is well-known for his hand crafting, beading and applique to garments.



Choose the most suitable joining techniques to add decorative features.

Use an over stitch to securely sew two pieces of fabric together.



A **over stitch** is a more secure and appealing stitch.

Stapler




Glue




Health and Safety...

Remember to keep your needle in your material, rather than loose on the table.



Running Stitch



A Running Stitch is an easier and quicker stitch.

Velcro

