
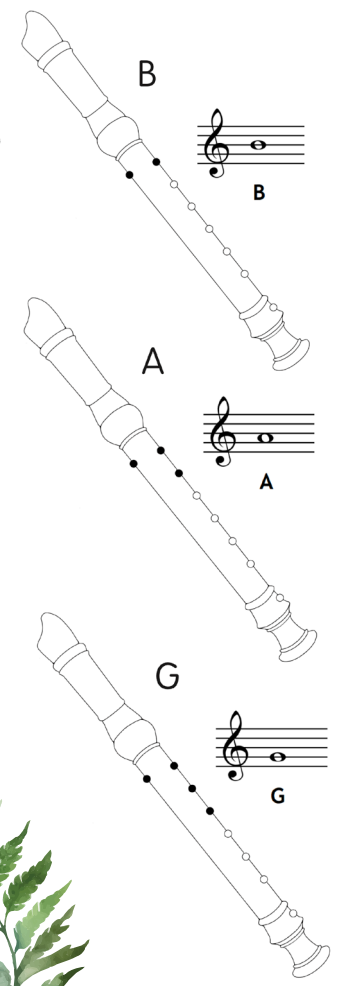
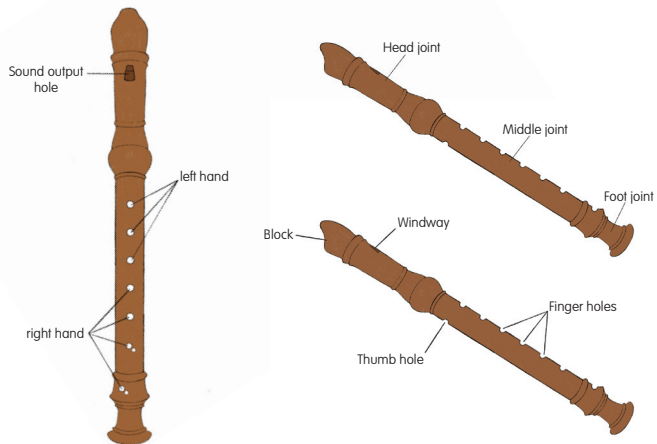


Name: _____

Enchanted forest



The descant recorder



Recorder rules:

- Left hand at the top of the instrument.
- Start each note with a 'doo' sound.
- Use warm breath.
- No teeth.
- Use the pads of your fingers, not the tips.

Andante,
walking speed

tempo

notes B A G
moving in step
melody

pitch

semibreves quavers
crotchet rest
crotchets minims

duration

dynamics

untuned and tuned percussion
descant recorder

timbre

repeat outro
introduction/intro
chant section verse

structure

melody and accompaniment
3 recorder parts

texture

4
4








The 4/4 time signature means there are 4 crotchet beats in a bar.



Enchanted forest
by Emma Coulthard



Durations used in *Enchanted forest*

	2 quavers	1 beat - half a beat each
	crotchet	1 beat
	minim	2 beats
	semibreve	4 beats
	crotchet rest	1 beat of silence
	minim rest	2 beats of silence
	semibreve rest	4 beats of silence

How confident am I improvising with forest rhythms?

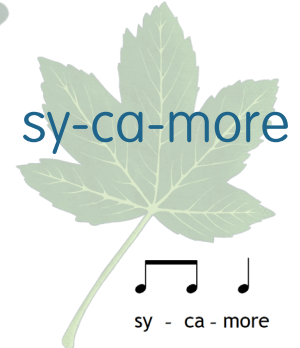


Comments:

Improvisation =

Making up music spontaneously but you can plan how you go about it.

old oak tree 



sy-ca-more



a - corn

a-corn

sy - ca - more

Compose your own rhythm.

